

**BEVERLEY & DISTRICT MOTOR CLUB LTD  
 MAPLE GARAGE BEAVER RALLY  
 30<sup>th</sup> November/1<sup>st</sup> December 2013**

**Route Handout 1  
 ISSUED AT MTC 0**

**MTC 0 to RTC 2  
 COLOURED ROADS ONLY**

From MTC 0, traverse the following Spot Heights to reach IRTC 1. RC 0a will also be located using this route. Then proceed via the Map References below to reach TEST 1 and RTC 2.

**11                  RC 0a/SGW                  16                  21                  27**

Location	Approach	Map Reference	Depart	Instruction
Via	SSE	174½378¼	N	SGW
Via	SSE	167396	WSW	QUIET New Ellerby
Via	ESE	146391¾	NW	SGW at A165
Via	S	110¾439	NE	SGW follow A165
Via	S	120¾475½	SE	QUIET Brandesburton
TEST 1 Start	SE	130½465	NE	TEST 1 – ‘Sandsfield Quarry’ Follow arrows to Test Start. Join queue and take next available minute to begin test.
TEST 1 Finish	NE	130½465	SE	SGW Exit Quarry QUIET
Via	NW	135½459	SW	SGW QUIET
Via	NE	134457½	ENE	NTC 2 in ‘white’ Layby

**BEVERLEY & DISTRICT MOTOR CLUB LTD  
 MAPLE GARAGE BEAVER RALLY  
 30<sup>th</sup> November/1<sup>st</sup> December 2013**

**Route Handout 2  
 ISSUED AT RTC 2**

**RTC 2 to TTC 5  
 COLOURED ROADS ONLY**

From RTC 2, traverse the following Grid Lines and Spot Heights to reach TTC 5. STC 3, STC 4 and RC 2a to 2e will be located using this route.

RC 2a/SGW 14 46 12 RC 2bΔLW (at 142½468½)SGW 47 48 RC 2c/SGW 14 49  
 50 RC 2d 13 RC 2e/SGW 17 51 12 11 52 QUIET 53 SGW 9  
 11 54 7 55 8 5 56 11 16 57 14 12 58 59 OK TTC 5

**REJOIN POINTS**

Location	Approach	Map Reference	Depart
TTC 5	WSW	103½590	
TEST 2 START	S	049618½	N
TTC 8	NNW	041½631	

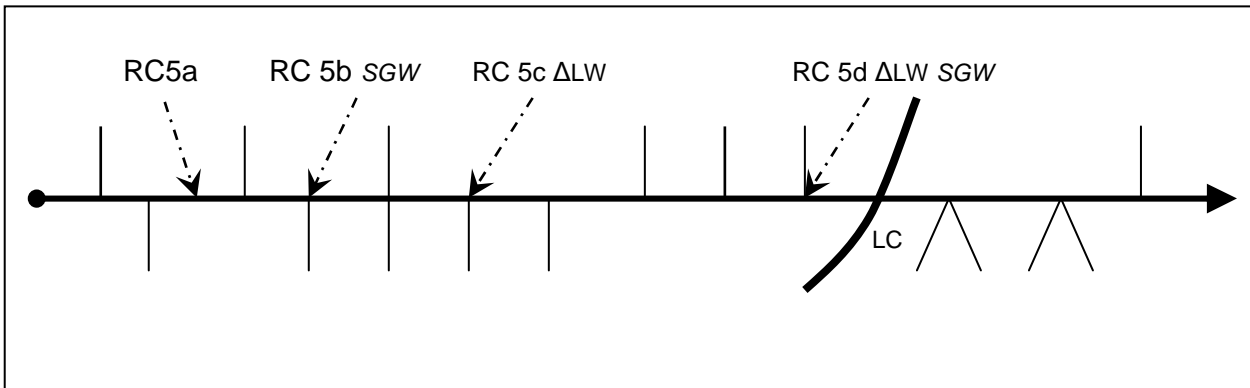


**BEVERLEY & DISTRICT MOTOR CLUB LTD  
 MAPLE GARAGE BEAVER RALLY  
 30<sup>th</sup> November/1<sup>st</sup> December 2013**

**Route Handout 3**  
**ISSUED AT TTC 5**

**TTC 5 to TTC 8**  
**COLOURED ROADS ONLY**

Begin plotting from Map Reference 103½590, then traverse the following Herringbone.  
**All roads are shown as solid lines. Look carefully!**  
 STC 6, STC 7 and RC 5a to RC 5d will be located using this route.



From STC 7, traverse the following Map References to reach TEST 2 and TTC 8.

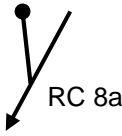


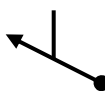



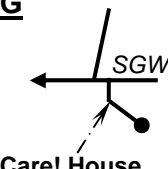


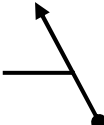
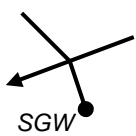
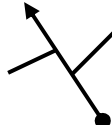

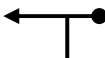
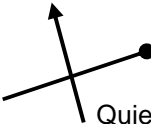



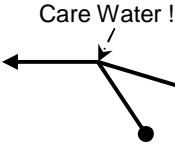

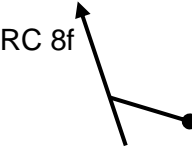



Location	Approach	Map Reference	Depart	Instruction
Via	S	083604½	NW	SGW <b>VERY QUIET</b>
Via	SE	070¼ 614¼	WSW	SGW Follow A 614
Via	NE	052½599½	NNE	SGW Leave A 614 on 'yellow' road
TEST 2 Start	S	049618½	N	TEST 2 – 'Swift Caravans' Test Start along 'white' road. Join queue and take next available minute to begin test.
TEST 2 Finish				
Via	S	049629	WNW	SGW <b>VERY QUIET</b>
Via	ESE	043632¼	W	SGW <b>VERY QUIET</b>
TTC 8	N	041½631		

**BEVERLEY & DISTRICT MOTOR CLUB LTD  
 MAPLE GARAGE BEAVER RALLY  
 30<sup>th</sup> November/1<sup>st</sup> December 2013**


**Route Handout 4  
 ISSUED AT TTC 8**

**TTC 8 to NTC 12  
 USE ALL ROADS**

From TTC 8, traverse the following Tulip Diagrams in alphabetical order.  
**All roads are shown as solid lines.**  
 IRTC 9, IRTC 10, RTC 11 and RC 8a to RC 8f will be located using this route.

<b><u>A</u></b>	<b><u>I</u></b>	<b><u>Q</u></b>	<b><u>K</u></b>	<b><u>B</u></b>
 RC 8a	 RC 8d SGW			 RC 8b
<b><u>M</u></b>	<b><u>G</u></b>		<b><u>O</u></b>	<b><u>F</u></b>
	 SGW Care! House			 RC8c
<b><u>E</u></b>	<b><u>S</u></b>	<b><u>C</u></b>	<b><u>V</u></b>	<b><u>H</u></b>
	 SGW			
<b><u>U</u></b>	<b><u>W</u></b>	<b><u>L</u></b>	<b><u>X</u></b>	<b><u>D</u></b>
 Quiet		 RC 8e in gateway	 Care Yump!	 Care Water !
<b><u>J</u></b>	<b><u>P</u></b>	<b><u>T</u></b>	<b><u>R</u></b>	<b><u>N</u></b>
	 RC 8f			

<b>REJOIN POINT</b>			
Location	Approach	Map Reference	Depart
NTC 12	NW	907½671	SE
PETROL	E	876½591	W
MTC 16	ENE	857571	SSW



**BEVERLEY & DISTRICT MOTOR CLUB LTD  
MAPLE GARAGE BEAVER RALLY  
30<sup>th</sup> November/1<sup>st</sup> December 2013**

**Route Handout 5  
ISSUED AT RTC 11**

**RTC 11 to NTC 12  
COLOURED ROADS ONLY**

From RTC 11, traverse the following Grid References to reach NTC12.

Location	Approach	Map Reference	Depart	Instruction
Via	SE	935½693¼	WSW	SGW QUIET West Lutton
Via	ESE	925693½	SW	
Via	ENE	904¾676	SSE	QUIET Kirby Grindalythe Follow 'yellow road to NTC 12


**BEVERLEY & DISTRICT MOTOR CLUB LTD  
MAPLE GARAGE BEAVER RALLY  
30<sup>th</sup> November/1<sup>st</sup> December 2013**

**Route Handout 6  
ISSUED AT NTC 12**

**NTC 12 to NTC 16  
USE ALL ROADS**

From NTC 12, traverse the following Map References in order to reach NTC 16.  
STC 13, IRTC 14, RTC 15, TEST 3, MTC2 / PETROL and RC 12a to RC 12g will be located using this route.

Location	Approach	Map Reference	Depart	Instruction
NTC 12			SSE	
RC 12a		914662		RC in opening on right
RC 12b		921½654		RC in opening on right
RC 12c		929¼647¼	SSW	SGW
Via	NE	928¼646	W	Follow 'not as map' diagram for RC 12d & RC 12e
RC 12d			W	
RC 12e				
Via		Square 9164		
RC 12f				
RC 12g	WSW	925¾641¾	SSW	SGW
Via		Square 9261		
RTC 15				QUIET Wetwang



Via	NNW	934591¼	E	SGW
Via	W	939¼593¼	NNW	Follow footpath to Test 3 Start. Care Slow!
TEST 3 Start				TEST 3 – 'Watt's Quarry' Join queue and take next available minute to begin test.
TEST 3 Finish	NW	959¾594½	WSW	SGW Follow A 165. Quiet to Petrol.
PETROL	E	876½591	W	Hand in Time Cards 1 and 2 Hand in Test Plans 1,2 and 3
MTC 16	ENE	857571	SSW	Follow 'yellow' road to MTC 16

**BEVERLEY & DISTRICT MOTOR CLUB LTD  
MAPLE GARAGE BEAVER RALLY  
30<sup>th</sup> November/1<sup>st</sup> December 2013**

**Route Handout 7  
ISSUED AT MTC 16**

**MTC 16 to RTC 21  
COLOURED ROADS ONLY**

From MTC 16, traverse the following Grid Lines and Spot Heights in numerical order to reach RTC 21.  
STC 17, STC 18, IRTC 19, IRTC 20 and RC 16a to RC 16i will be located using this route.

<u>1</u> MTC 16	<u>2</u> 57	<u>3</u> 207	<u>4</u> RC 16a SGW	<u>5</u> 57
<u>26</u> 146	<u>27</u> RC 16f SGW ΔLW	<u>28</u> 83	<u>29</u> RC 16g SGW	<u>6</u> 85
<u>25</u> 53	<u>44</u> 193	<u>45</u> 55	<u>30</u> 109	<u>7</u> 57
<u>24</u> 83	<u>43</u> 87	<u>46</u> QUIET Huggate	<u>31</u> 53	<u>8</u> RC 16b SGW
<u>23</u> 54	<u>42</u> 189	<u>47</u> 88	<u>32</u> 53	<u>9</u> 57
<u>22</u> 217	<u>41</u> RC 16i SGW	<u>48</u> 55	<u>33</u> 84	<u>10</u> RC 16c SGW
<u>21</u> 55	<u>40</u> 86	<u>49</u> 89	<u>34</u> 53	<u>11</u> 225
<u>20</u> 226	<u>39</u> 116	<u>50</u> RTC 21	<u>35</u> 88	<u>12</u> 84
<u>19</u> RC 16e SGW	<u>38</u> 85	<u>37</u> 54	<u>36</u> RC 16h	<u>13</u> 57
<u>18</u> 83	<u>17</u> 56	<u>16</u> 83	<u>15</u> RC 16d SGW	<u>14</u> 207

**REJOIN POINT**

Location	Approach	Map Reference	Depart
TEST 4 Start	W	939¼593¼	NNW
NTC 23	NE	940586½	
RTC 32	NNE	948¾410	



**BEVERLEY & DISTRICT MOTOR CLUB LTD  
 MAPLE GARAGE BEAVER RALLY  
 30<sup>th</sup> November/1<sup>st</sup> December 2013**

**Route Handout 8  
 ISSUED AT NTC 21**

**RTC 21 to NTC 23  
 USE ALL ROADS**

From RTC 21, traverse the following Spot Heights to reach STC 22.  
 RC 21a to RC 21c will be located using this route.  
 Then follow Map References below to Test 4 and NTC 23.

*RTC21156RC21aΔLWRC21bΔLW126RC21c58STC22*

Location	Approach	Map Reference	Depart	Instruction
Via		926¼/590¼	ENE	SGW <b>VERY QUIET</b>
Via	W	939¼/593¼	NNW	Follow footpath to TEST 4 Start
TEST 4 Start				TEST 4 – ‘Watt’s Quarry’ Join queue and take next available minute to begin test.
TEST 4 Finish	NW	959¾/594½	WSW	SGW Follow A165
Via	ENE	935½/591½	SE	Follow ‘B’ road to NTC 23
NTC 23	NE	940586½		

**BEVERLEY & DISTRICT MOTOR CLUB LTD  
 MAPLE GARAGE BEAVER RALLY  
 30<sup>th</sup> November/1<sup>st</sup> December 2013**

**Route Handout 9  
 ISSUED AT NTC 23**

**NTC 23 to NTC 25  
 USE ALL ROADS**

From NTC 23, traverse the following Tulip Diagrams in alphabetical order to reach NTC 25.  
**All roads are shown as solid lines.**  
 STC 24 and RC 23a and RC 23b will be located using this route.

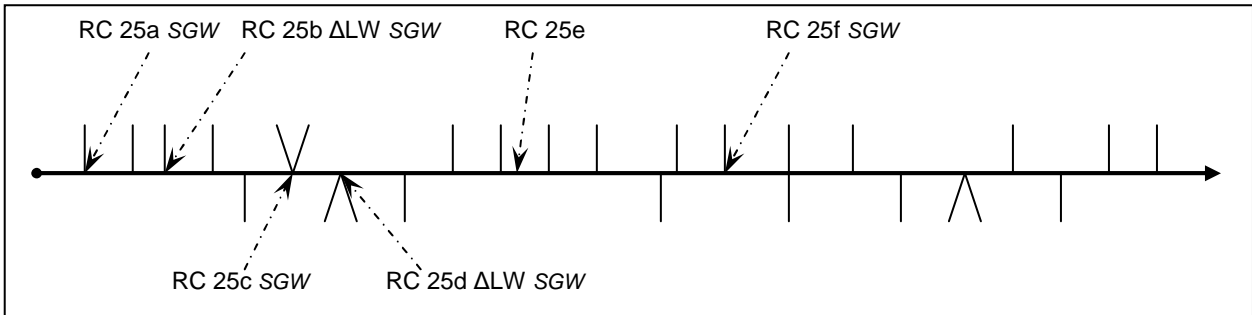
NTC 23	<b>A</b> 	<b>B</b> 	<b>C</b> 	<b>D</b> RC 23a
<b>I</b> 	<b>H</b> 	<b>G</b> RC 23b SGW 	<b>E</b> 	<b>E</b> 
<b>J</b> 	<b>K</b> 	<b>L</b> 	<b>M</b> 	NTC 25

**BEVERLEY & DISTRICT MOTOR CLUB LTD  
 MAPLE GARAGE BEAVER RALLY  
 30<sup>th</sup> November/1<sup>st</sup> December 2013**

**Route Handout 10  
 ISSUED AT NTC 25**

**NTC 25 to RTC 28  
 COLOURED ROADS ONLY**

From NTC 25, traverse the following Herringbone to reach RTC 28.  
 IRTC 26, IRTC 27 and RC 25a to RC 25f will be located using this route.  
**All roads are shown as solid lines. Look carefully!**




**BEVERLEY & DISTRICT MOTOR CLUB LTD  
 MAPLE GARAGE BEAVER RALLY  
 30<sup>th</sup> November/1<sup>st</sup> December 2013**

**Route Handout 11  
 ISSUED AT RTC 28**

**RTC 28 to RTC 32  
 COLOURED ROADS ONLY**

From RTC 28, traverse the following Grid Squares in order to reach RTC 32.  
 STC 29, IRTC 30, IRTC 31, RTC 32 and RC 28a to RC 28d will be located using this Route.

<u>1</u> 9647 RTC 28	<u>2</u> 9547	<u>3</u> 9447	<u>4</u> 9347 RC 28a ΔLW RC 28b ΔLW	<u>5</u> 9247
<u>9</u> 9245	<u>8</u> 9145		<u>7</u> 9245	<u>6</u> 9246
<u>10</u> 9244	<u>11</u> 9344 RC 28c SGW		<u>12</u> 9444 RC 28d SGW	<u>13</u> 9443
<u>18</u> 9242	<u>17</u> 9243	<u>16</u> 9244	<u>15</u> 9344	<u>14</u> 9343
<u>19</u> 9241 SGW	<u>20</u> 9341	<u>21</u> 9441	<u>22</u> 9440	<u>23</u> RTC 32

**BEVERLEY & DISTRICT MOTOR CLUB LTD  
MAPLE GARAGE BEAVER RALLY  
30<sup>th</sup> November/1<sup>st</sup> December 2013**

**Route Handout 12  
ISSUED AT RTC 32**

**RTC 32 to MTC 35  
COLOURED ROADS ONLY**

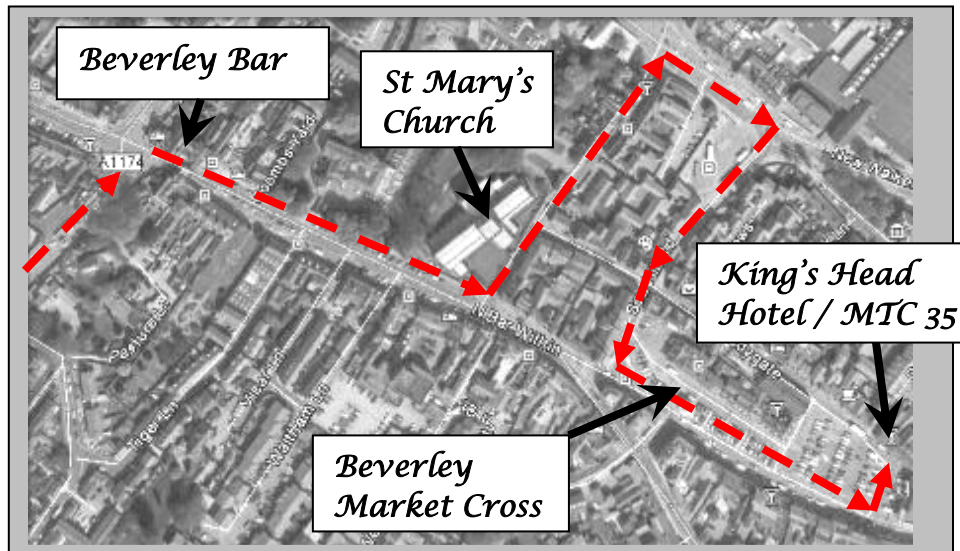
From RTC 32, traverse the following Grid Lines and Spot Heights.  
IRTC 33, RTC 34 and RC 32a to RC 32c will be located using this route.  
After reaching RTC 34, follow Map References below to MTC35 and breakfast at the Finish.

**40RC32a11194399310438RC32bSGW59939411395RC32c9687979838729939**

Location	Approach	Map Reference	Depart	Instruction
Via	SSE	993½398	ESE	Follow A 1079
Via	W	002¾396¼	ENE	Follow A 1174 to Beverley
Via		029½399		Turn right through Beverley Bar at traffic lights. Follow Map below to King's Head Hotel. Please be as quiet as possible on your historic tour of Beverley. Hand in Time Cards 3, 4 and Test Plan 4 at MTC 35 inside. Complete Damage Declaration on reverse of Time Card 4.



*Beverley Market Cross*



*Hope you all had a good night!  
Thank you for supporting my Maple  
Garage Beaver Rally again this year.  
A big thanks from me to the marshals,  
organisers, landowners and everybody else  
who has contributed.  
See you all again next year!*