


**BEVERLEY & DISTRICT MOTOR CLUB LTD**  
**MAPLE GARAGE BEAVER RALLY**  
**2<sup>nd</sup> /3<sup>rd</sup> July 2016**

**Route Handout 1**  
**ISSUED AT DOCUMENTATION**

**MTC 1 to TTC 3**  
***Use all roads***

From MTC 1, traverse the following Map References in order  
TTC 2, Test 1 and, Test 2, then TTC 3 will be located using this Route.

| Location                             | Approach  | Map Reference | Depart | Instruction   |
|--------------------------------------|---|---------------|--------|---|
| MTC 1                                |   | 001½423½      | SW     | GW  |
| via                                  | NE  | 997½420¾      | NNW    | GW Follow B1248   |
| via                                  | SSE   | 965519        | NNW    | GW Follow A614 Quiet Bainton  |
| via                                  | S   | 963½532½      | N      | GW Follow B1248 Quiet Tibthorpe and Wetwang   |
| via                                  | SSE   | 935½591¼      | ENE    | GW Follow A166  |
| TTC 2                                | WSW   | 959¾594½      | NW     | Watt's Quarry - Test 1 / Test 2   |
| Watt's<br>Quarry<br>Test 1<br>Test 2 |  |               |        | Turn into 'white' road, join queue and start Test 1 on next available minute.<br>After Test 1 Finish, turn around in quarry area as shown on Test Plan and wait for Test 2 Start.<br>Depart Quarry after Test 2 Finish. |
| via                                  | NW  | 959¾594½      | ENE    | GW Follow A166 Quiet Garton on the Wolds  |
| TTC 3                                | W   | 010582¼       | NNE    | Turn into 'white' road to reach TTC3  |

**BEVERLEY & DISTRICT MOTOR CLUB LTD**  
**MAPLE GARAGE BEAVER RALLY**  
**2<sup>nd</sup> /3<sup>rd</sup> July 2016**

**Route Handout 2**  
**ISSUED AT TTC 3**

**TTC 3 to STC 4**  
***Use coloured roads only***

From TTC 3, traverse the following Spot Heights and Grid Lines in order.  
STC 4 and RC 3a will be located using this route.

RC3aSGW    41    59    01    60    65    61    00    99

| REJOIN POINT / Location    | Approach | Map Reference | Depart |
|----------------------------|----------|---------------|--------|
| Via Map Reference to NTC 8 |          | 101 / 966708½ | N      |
| Petrol                     |          | 106 / 981½550 | SW     |

**BEVERLEY & DISTRICT MOTOR CLUB LTD  
MAPLE GARAGE BEAVER RALLY  
2<sup>nd</sup> /3<sup>rd</sup> July 2016**

**Route Handout 3  
ISSUED AT STC 4**

**STC 4 to STC 5  
*Use coloured roads only***

From STC 4, traverse the following.  
STC 5 will be located using this route.

Coloured Roads Only

**BEVERLEY & DISTRICT MOTOR CLUB LTD  
MAPLE GARAGE BEAVER RALLY  
2<sup>nd</sup> /3<sup>rd</sup> July 2016**

**Route Handout 4  
ISSUED AT STC 5**

**STC 5 to STC 6  
*Use coloured roads only***

From STC 5, traverse Spot Heights totalling the figure below.  
STC 6 and RC 3b will be located using this route.

292

**BEVERLEY & DISTRICT MOTOR CLUB LTD  
MAPLE GARAGE BEAVER RALLY  
2<sup>nd</sup> /3<sup>rd</sup> July 2016**

**Route Handout 5  
ISSUED AT STC 6**

**STC 6 to NTC 8  
*Use coloured roads only***

From STC 6, traverse the following Grid Lines in order  
STC 7 and RC 3c to RC 3d will be located using this route.

RC 3cSGW 97 67 RC3d 68 97 69 70

| Location | Approach | Map Reference | Depart | Instruction                   |
|----------|----------|---------------|--------|-------------------------------|
| via      |          | 101 / 966708½ | N      | Quiet Weaverthorpe            |
| NTC 8    |          |               |        | Follow 'yellow' road to NTC 8 |

| REJOIN POINTS / Location    | Approach | Map Reference | Depart |
|-----------------------------|----------|---------------|--------|
| Via Map Reference to STC 15 |          | 101 / 991712½ | WSW    |
| MTC 22                      | E        | 937½497½      | W      |

**BEVERLEY & DISTRICT MOTOR CLUB LTD**  
**MAPLE GARAGE BEAVER RALLY**  
**2<sup>nd</sup> /3<sup>rd</sup> July 2016**

---

**Route Handout 6**  
**ISSUED AT NTC 8**

**NTC 8 to RTC 11**  
*Use all roads*

From NTC 8, traverse the following Grid Lines and Spot Heights in numerical order.  
 IRTC 12, IRTC 9, IRTC 10, RTC 11 and RC 8a to RC 8d will be located using this Route.

|                                    |                         |            |           |                     |           |
|------------------------------------|-------------------------|------------|-----------|---------------------|-----------|
| 1.<br>Start plotting<br>in Sq.9671 | 2.<br>72                | 3.<br>73   | 4.<br>155 | 5.<br>74            | 6.<br>132 |
| 12.<br>75                          | 11.<br>RC 8b ΔLW<br>SGW | 10.<br>164 | 9.<br>97  | 8.<br>RC 8a ΔLW     | 7.<br>75  |
| 13.<br>98                          | 14.<br>74               | 15.<br>139 | 16.<br>99 | 17.<br>RC 8c        | 18.<br>00 |
| 24.<br>76                          | 23.<br>00               | 22.<br>75  | 21.<br>74 | 20.<br>RC 8d<br>SGW | 19.<br>73 |

---

**BEVERLEY & DISTRICT MOTOR CLUB LTD**  
**MAPLE GARAGE BEAVER RALLY**  
**2<sup>nd</sup> /3<sup>rd</sup> July 2016**

---

**Route Handout 7**  
**ISSUED AT IRTC 10 (Amended as RTC 11 is now unmanned.)**

**IRTC 10 to STC 15**  
*Use all roads*

From IRTC 10 in Grid Square 9975, traverse the following Grid Squares in order.  
 STC 12, IRTC 13, RTC 14, STC 15 and RC 11a to RC 11c will be located using this Route.

**NOTE - RTC 14 to STC 15 is a relaxed section with plenty of time allowed.**  
**Make up time as allowed, but please go slowly and quietly through any villages.**

9975 9976 0076 0176 (RC11aSGW)  
 0276 0376 0375 0475 0575 0475 0474  
 (RC11bΔLWsgw and RC11cΔLW are both at SH 133)  
 0374 0274 0174 0173 (SGW)  
 (Quiet through village) 0172 0072 9972 9971 9871

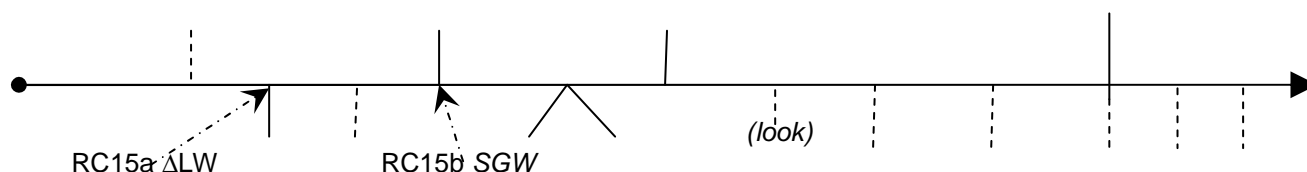
# **BEVERLEY & DISTRICT MOTOR CLUB LTD** **MAPLE GARAGE BEAVER RALLY**

**Route Handout 8**  
**ISSUED AT STC 15**

**STC 15 to MTC 22**  
**Use all roads**

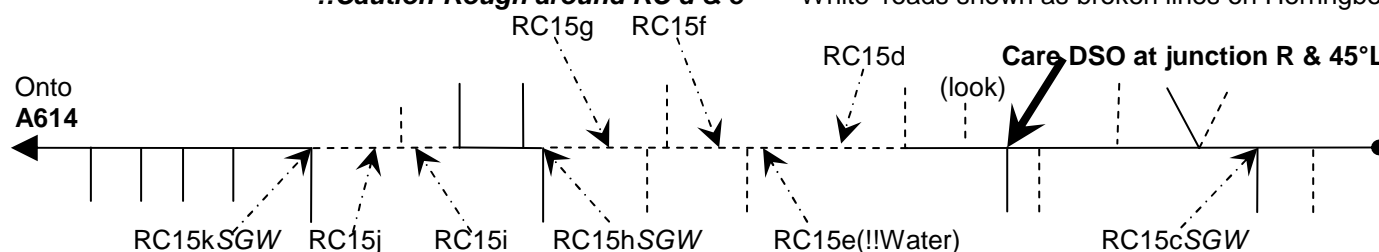
From STC 15, traverse the following Herringbones.  
 STC 16, STC 17, STC 18, IRTC 19, IRTC 20, RTC 21 and RC 15a to RC 15k will be located using this Route.

'White' roads shown as broken lines on Herringbone.



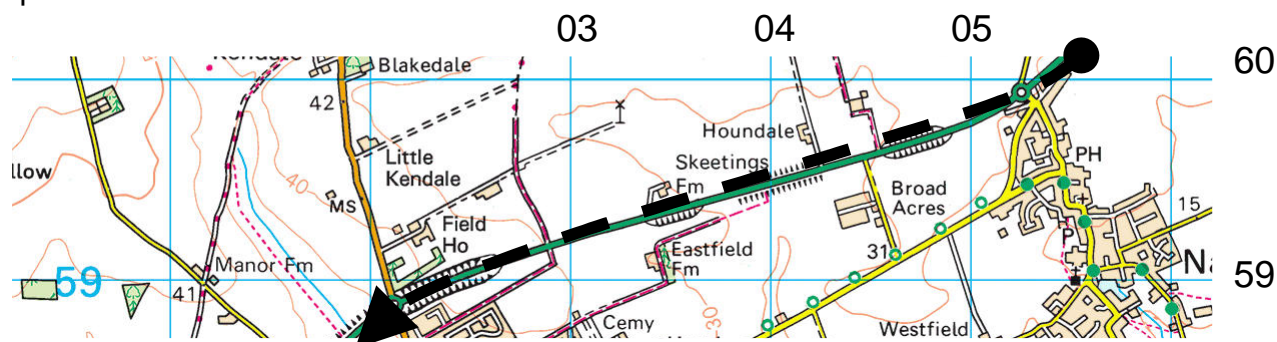
**!!Caution-Rough around RC d & e**

'White' roads shown as broken lines on Herringbone.



**!!Caution-Steep downhill after RC15j**

Follow A614, leaving Map 101 at Grid Line 60. Use Map 107 extract below if required.  
 Join Map 106 at Grid Line 03 on A614.



|  |     |              |     |                              |
|--|-----|--------------|-----|------------------------------|
| via  | ENE | 106 / 021589 | SW  | GW Follow A614               |
| via  | N   | 012½565½     | WSW | GW Follow A614               |
| Petrol / Kirkburn Cars<br>Hand in Time Cards 1 & 2 | NE  | 981½550      | SW  | GW Follow A614               |
| via  | NE  | 963½532½     | WSW | GW Follow B1248              |
| via  | N   | 935520       | SSE | Quiet North Dalton           |
| via  | N   | 943¾498½     | WSW | Quiet Middleton on the Wolds |
| MTC 22   | E   | 937½497½     |     |                              |

**BEVERLEY & DISTRICT MOTOR CLUB LTD**  
**MAPLE GARAGE BEAVER RALLY**  
**2<sup>nd</sup> /3<sup>rd</sup> July 2016**

---

**Route Handout 9**  
**ISSUED AT MTC 22**

**MTC 22 to NTC 25**  
***Use coloured roads only***

From MTC 22, traverse the following Grid Lines and Spot Heights in numerical order.  
IRTC 23, RTC 24, NTC 25 and RC 22a to RC 22d will be located using this Route.

|                   |                     |   |                         |                                |                   |
|-------------------|---------------------|---|-------------------------|--------------------------------|-------------------|
| <b>1.</b><br>93   | <b>2.</b><br>82     | <b>3.</b><br>92   | <b>4.</b><br>91         | <b>5.</b><br>50                | <b>6.</b><br>108  |
| <b>7.</b><br>90   | <b>8.</b><br>RC 22a | <b>9.</b><br>123<br>SGW / Quiet<br><b>DSO</b> /PR issue | <b>10.</b><br>51        | <b>11.</b><br>RC 22b<br>SGW    | <b>12.</b><br>89  |
| <b>13.</b><br>77  | <b>14.</b><br>51    | <b>15.</b><br>88  | <b>16.</b><br>RC 22cΔLW | <b>17.</b><br>RC 22dΔLW<br>SGW | <b>18.</b><br>51  |
| <b>19.</b><br>117 | <b>20.</b><br>52    | <b>21.</b><br>152                                       | <b>22.</b><br>53        | <b>23.</b><br>54               | <b>24.</b><br>164 |
| <b>25.</b><br>175 | <b>26.</b><br>88    | <b>27.</b><br>55<br>Quiet / SGW                         | <b>28.</b><br>88        | <b>29.</b><br>55               | <b>30.</b><br>193 |

---

**BEVERLEY & DISTRICT MOTOR CLUB LTD**  
**MAPLE GARAGE BEAVER RALLY**  
**2<sup>nd</sup> / 3<sup>rd</sup> July 2016**

---

**Route Handout 10**  
**ISSUED AT NTC 25**

**NTC 25 to STC 28**  
***Use coloured roads only***

From NTC 25, traverse the following Spot Heights in order using the Coded Grid below.  
IRTC 26, RTC 27, STC 28 and RC 25a to RC 25d will be located using this Route.

A1 D3 B1 C2 B4 D1 B2 A4 C1 D5 A3 B5 C3 B3 D2

|          | <b>A</b> | <b>B</b>       | <b>C</b> | <b>D</b> |
|----------|----------|----------------|----------|----------|
| <b>1</b> | 189      | RC 25a         | 217      | 109      |
| <b>2</b> | 192      | RC 25c ΔLW SGW | 88       | 207      |
| <b>3</b> | 233      | STC 28         | 225      | 116      |
| <b>4</b> | 146      | RC 25b         | 211      | 64       |
| <b>5</b> | 186      | RC 27d SGW     | 93       | 226      |

**BEVERLEY & DISTRICT MOTOR CLUB LTD**  
**MAPLE GARAGE BEAVER RALLY**  
**2<sup>nd</sup> / 3<sup>rd</sup> July 2016**

---

**Route Handout 11**  
**ISSUED AT STC 28**

**STC 28 to RTC 31**  
*Use coloured roads only*

From STC 28, traverse the following Grid References and Spot Heights in order.  
 Approach and Depart each from the direction shown.  
 STC 29, IRTC 30, RTC 31 and RC 28a to RC 28e will be located using this Route.

| Location   | Approach | Map Reference<br>or Spot Height | Depart | Instruction     |
|------------|----------|---------------------------------|--------|-----------------|
| STC 28     |          | .207                            | W      |                 |
| RC 28a     |          |                                 |        | SGW Follow A166 |
| via        | E        | Δ246                            | NNE    |                 |
| via        | SSW      | .241                            | NNW    |                 |
| RC 28b ΔLW | SSE      | 825582½                         |        | SGW             |
| via        | SSE      | .217                            | NNW    |                 |
| via        | SE       | .223                            | NW     |                 |
| RC 28c     | S        | Sq 7960                         | E      |                 |
| RC 28d     | WSW      |                                 | NW     | SGW             |
| via        | WSW      | .237                            | NW     |                 |
| via        | SSE      | .229                            | NNW    |                 |
| RC 28e     | W        | Sq 8062                         | E      | Care!           |
| RC 28f     | SSW      | 805½634¼                        | NNE    |                 |
| via        | NNW      | .94                             | ENE    |                 |

**BEVERLEY & DISTRICT MOTOR CLUB LTD**  
**MAPLE GARAGE BEAVER RALLY**  
**2<sup>nd</sup> / 3<sup>rd</sup> July 2016**

---

**Route Handout 12**  
**ISSUED AT RTC 31**

**RTC 31 to MTC 38**  
**Use coloured roads only**

From RTC 31, traverse the following Grid Lines and Spot Heights in order.  
 STC 32, STC 33, IRTC 34, IRTC 35, RTC 36 and RC 31a to RC 31d will be located using this Route.  
 Plotting starts from Spot Height 94 in Grid Square 8264.  
 Then follow the Map References below for TTC 37, Tests 3 and 4 and finish at MTC 38.

**NOTE** - The correct route will be the longest route possible using coloured roads only.

**9483848565RC31aΔLWSGW111861496564RC31b**  
**6387RC31cSGW62888961RC31dΔLW61629062619160**

| Location | Approach | Map Reference | Depart | Instruction   |
|----------|----------|---------------|--------|---|
| via      | NNW      | 106 / 922¾590 | E      | GW Follow A166 Quiet Wetwang  |
| TTC 37   | WSW      | 959¾594½      | NW     | Watt's Quarry - Test 3 / Test 4<br>Turn into 'white' road, join queue and start<br>Test 3 on next available minute.<br>After Test 3 Finish, turn around in quarry<br>area as shown on Test Plan and wait for<br>Test 4 Start.<br>Depart Quarry after Test 4 Finish. |
| via      | NW       | 959¾594½      | WSW    | GW Follow A166 Wetwang  |
| via      | ENE      | 935½591¼      | SSE    | Follow B1248 Quiet Tibthorpe  |
| via      | N        | 963½532½      | S      | GW Follow A614 Quiet Bainton  |
| via      | NNW      | 965519        | SSE    | Follow B1248  |
| via      | NNW      | 997½420¾      | NE     | Turn left off B1248 at Crossroads   |
| MTC 38   | SW       | 001½423½      |        | Cherry Burton Golf Club and breakfast.  |
|          |          |               |        |   |



*Hope you all had a good night!*  
*Thank you for supporting my Maple*  
*Garage Beaver Rally again this year.*  
*A big thanks from me to the marshals,*  
*organisers, landowners and everybody*  
*else who has contributed.*  
*See you all again next year!*